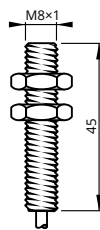


3-Wire Analog Output 3-Leiter Analogausgang

shielded
bündig
M8×1 | 3 mm



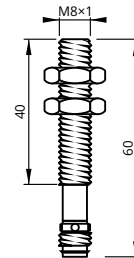
extended
erweitert



shielded
bündig
M8×1 | 3 mm



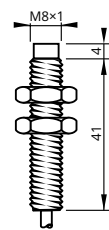
extended
erweitert



unshielded
nicht bündig
M8×1 | 6 mm



extended
erweitert

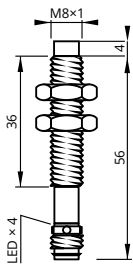


Sensing Distance	Schaltabstand	3 mm	3 mm	6 mm
Measuring Distance	Messabstand	0.6...3 mm	0.6...3 mm	1.1...6 mm
Housing Size	Gehäusegröße	M8×1	M8×1	M8×1
Operating Voltage	Betriebsspannung	10...30 V _{DC}	10...30 V _{DC}	10...30 V _{DC}
Reverse Polarity Protection	Verpolungsschutz	built-in integriert	built-in integriert	built-in integriert
Current Load Capability	Ausgangsbelastbarkeit	<25 mA	<25 mA	<25 mA
Load Resistor	Lastwiderstand	U: >2 kΩ, I: 400 Ω	U: >2 kΩ, I: 400 Ω	U: >2 kΩ, I: 400 Ω
Output Characteristics	Ausgangsverhalten	U: 10...0 V, I: 20...0 mA	U: 10...0 V, I: 20...0 mA	U: 10...0 V, I: 20...0 mA
Output Following Frequency	Ausgangsfolgefrequenz	100 Hz	100 Hz	100 Hz
Correction Factor	Korrekturfaktor	Alu 0.45 · Brs 0.50 · VA 0.85	Alu 0.45 · Brs 0.50 · VA 0.85	Alu 0.45 · Brs 0.50 · VA 0.85
Repeatability	Wiederholgenauigkeit	<5% (S _n)	<5% (S _n)	<5% (S _n)
Operating Temperature	Betriebstemperatur	0...+70 °C	0...+70 °C	0...+70 °C
Protection Class	Schutzklasse	IP67	IP67	IP67
Sensing Face	Sensorfläche	POM	POM	POM
Housing Material	Gehäusewerkstoff	SS303 Edelstahl	SS303 Edelstahl	brass Messing
Connection	Anschluss	PVC, ultra-flex	conn. M8 Stecker M8	PVC, ultra-flex
Article Code Voltage	Spannung	IAV8S3010-N2P	IAV8S3010-N8	IAV8N6010-N2P
Article Code Current	Strom	IAI8S3010-N2P	IAI8S3010-N8	IAI8N6010-N2P

unshielded
nicht bündig
M8×1 | 6 mm



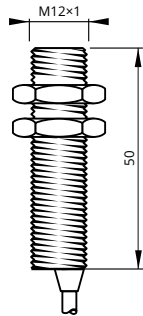
extended
erweitert



shielded
bündig
M12×1 | 6 mm



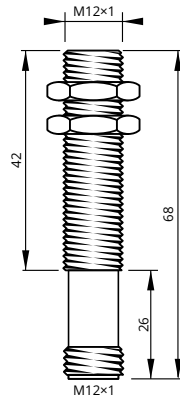
extended
erweitert



shielded
bündig
M12×1 | 6 mm



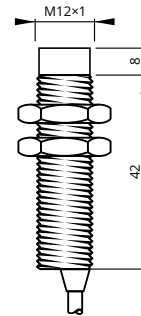
extended
erweitert



unshielded
nicht bündig
M12×1 | 10 mm



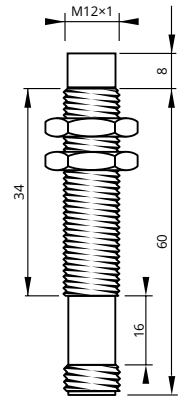
extended
erweitert



unshielded
nicht bündig
M12×1 | 10 mm



extended
erweitert



6 mm	6 mm	6 mm	10 mm	10 mm
1.1...6 mm	0.6...6 mm	0.6...6 mm	3.1...10 mm	3.1...10 mm
M8×1	M12×1	M12×1	M12×1	M12×1
10...30 V _{DC}	10...30 V _{DC}	10...30 V _{DC}	10...30 V _{DC}	10...30 V _{DC}
built-in integriert	built-in integriert	built-in integriert	built-in integriert	built-in integriert
<25 mA	<25 mA	<25 mA	<25 mA	<25 mA
U: >2 kΩ, I: 400 Ω	U: >2 kΩ, I: 400 Ω	U: >2 kΩ, I: 400 Ω	U: >2 kΩ, I: 400 Ω	U: >2 kΩ, I: 400 Ω
U: 10...0 V, I: 20...0 mA	U: 10...0 V, I: 20...0 mA	U: 10...0 V, I: 20...0 mA	U: 10...0 V, I: 20...0 mA	U: 10...0 V, I: 20...0 mA
100 Hz	100 Hz	100 Hz	100 Hz	100 Hz
Alu 0.45 · Brs 0.50 · VA 0.85	Alu 0.45 · Brs 0.50 · VA 0.85	Alu 0.45 · Brs 0.50 · VA 0.85	Alu 0.45 · Brs 0.50 · VA 0.85	Alu 0.45 · Brs 0.50 · VA 0.85
<5% (S _n)	<5% (S _n)	<5% (S _n)	<5% (S _n)	<5% (S _n)
0...+70 °C	0...+70 °C	0...+70 °C	0...+70 °C	0...+70 °C
IP67	IP67	IP67	IP67	IP67
POM	POM	POM	POM	POM
brass Messing	brass Messing	brass Messing	brass Messing	brass Messing
conn. M8 Stecker M8	PVC, ultra-flex	conn. M12 Stecker M12	PVC, ultra-flex	conn. M12 Stecker M12
IAV8N6010-N8	IAV12S6010-N2P	IAV12S6010-N12	IAV12N10010-N2P	IAV12N10010-N12
IAI8N6010-N8	IAI12S6010-N2P	IAI12S6010-N12	IAI12N10010-N2P	IAI12N10010-N12

Minor changes possible
Geringfügige Änderungen möglich